



## RenWeb's ParentWeb Set-Up Instructions

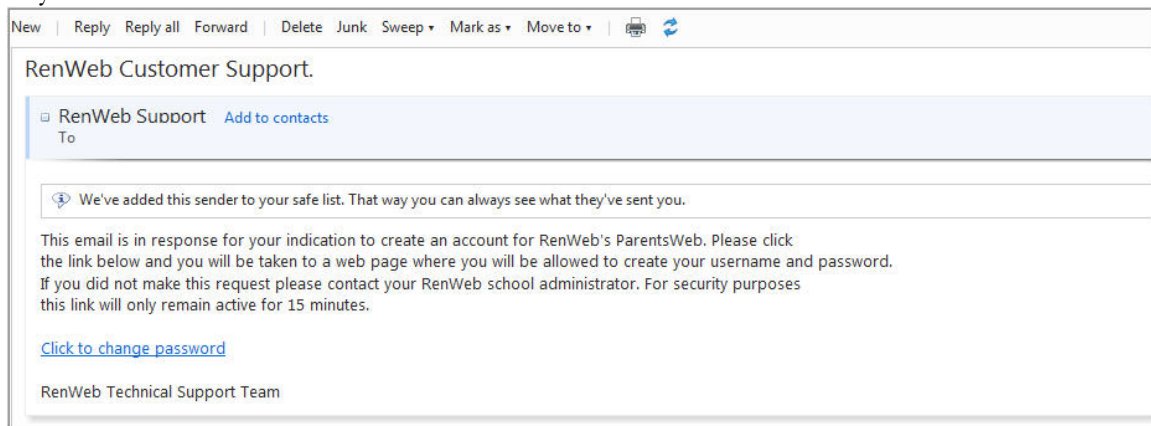
---

**RenWeb School Management Software** gives you, the busy parent, an opportunity to get more involved in your child's academic progress and future success – all via the Internet!

**RenWeb's ParentsWeb** is a private and secure parents' portal that will allow parents to view academic information specific to their children, while protecting their children's information from others. You can see your child's grades, attendance, homework and conduct, as well as other useful school information. You can also communicate with teachers and other school staff online whenever necessary. All you need is an Internet-capable computer.

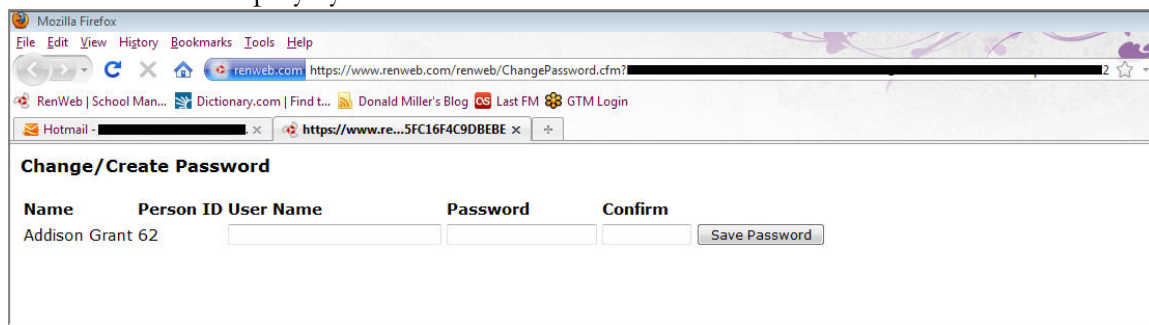
Here's how to access our easy-to-use **RenWeb ParentsWeb**:

- First, you need to make sure that the school has your email address in RenWeb.
- Next, go to [www.renweb.com](http://www.renweb.com) and click **Logins**.
- Click **ParentsWeb Login**.
- Type your school's **District Code: BSCS-TX**
- Click **Create New ParentsWeb Account**.
- Type the e-mail address included on your child's registration form and an e-mail will be sent to you.

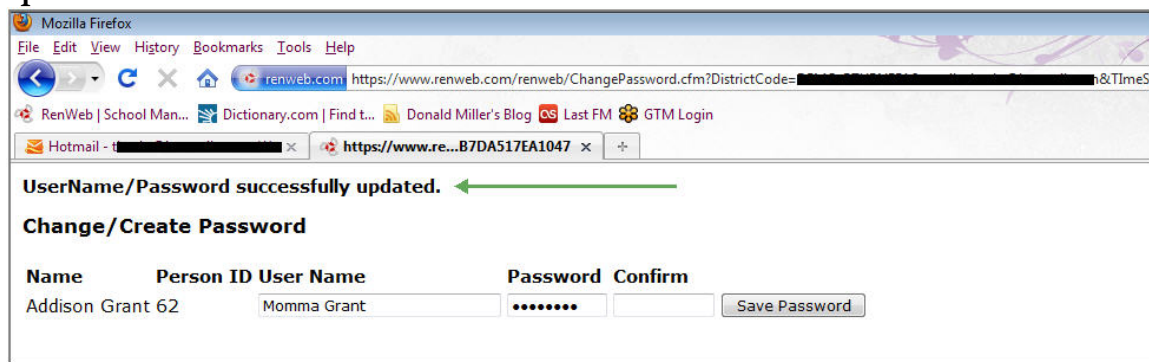


- Click the **Click to change password** link. This link is only valid for 30 minutes.

- A web browser displays your Name and RenWeb ID.



- Type a **User Name**, **Password** and **Confirm** the password.
- Click **Save Password**.  
A message displays at the top of the browser, "**User Name/Password successfully updated.**"



- You can now log into ParentsWeb using your new User Name and Password.

We look forward to your participation. Together we can continue to improve our children's academic development as well as communication between our school and your home.